



S21+ Hyd.

Product Manual

Oct. 2024

BITMAIN

BITMAIN TECHNOLOGIES INC.

www.bitmain.com

1. Specification

Product Glance	Value			
Model	S21+ Hyd.			
Version	395T-10	358T-10	338T-10	319T-10
Crypto algorithm/coins	SHA256 BTC/BCH/BSV			
Typical Hashrate, TH/s ⁽¹⁻¹⁾	395	358	338	319
Power on wall @35°C ⁽¹⁻²⁾ , Watt ⁽¹⁻¹⁾	5925	5370	5070	4785
Power efficiency on wall@35°C ⁽¹⁻²⁾ , J/TH ⁽¹⁻¹⁾	15.0			

Detailed Characteristics	Value
Power supply	
Phase	3
Input voltage, Volt ⁽²⁻¹⁾	380~415
Input frequency range, Hz	50~60
Input max current, Amp	12
Hardware configuration	
Network connection mode	RJ45 Ethernet 10/100M
Server size (Length*Width*Height, w/o package), mm	339*173*207
Server size (Length*Width*Height, with package), mm	570*316*430
Net weight, kg	14.5
Gross weight, kg	16.4
Environment requirements	
Inlet coolant temperature, °C	20~50
Coolant flow, L/min	8.0~10.0
Coolant pressure, bar	≤3.5
Working coolant ⁽²⁻²⁾	Antifreeze/ Pure water/Deionized water
Coolant pH value	Antifreeze: 7.0~9.0 Prue water: 6.5~7.5 Deionized water: 8.5~9.5
Diameter of coolant pipe connector, mm	OD10
Storage temperature, °C	-20~70
Operation humidity(non-condensing), RH	10~90%

Notes:

(1-1) The hashrate value, power on wall, and power efficiency on wall are all typical values. The actual hashrate value fluctuates by $\pm 3\%$, and the actual power on wall and power efficiency on wall fluctuate by $\pm 5\%$.

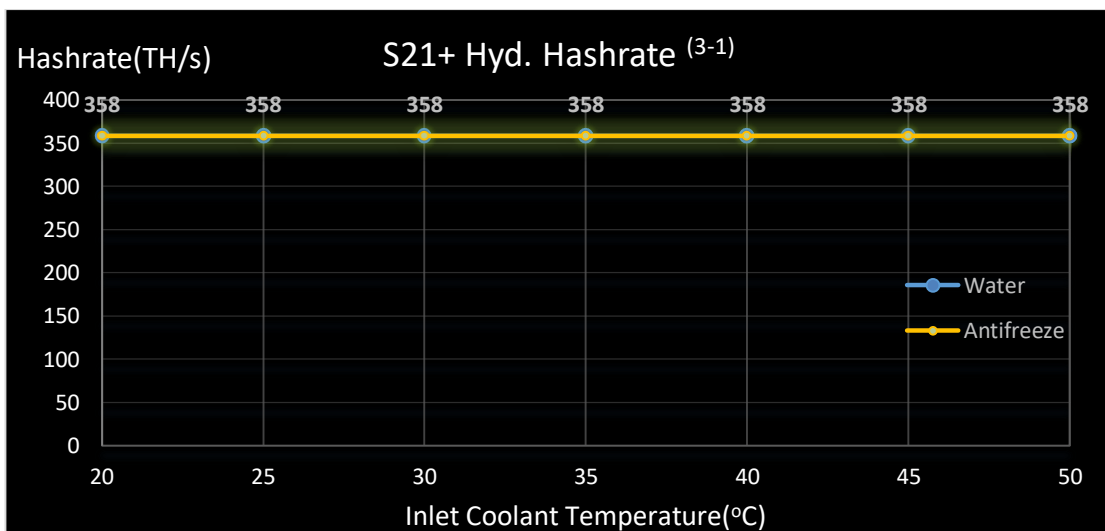

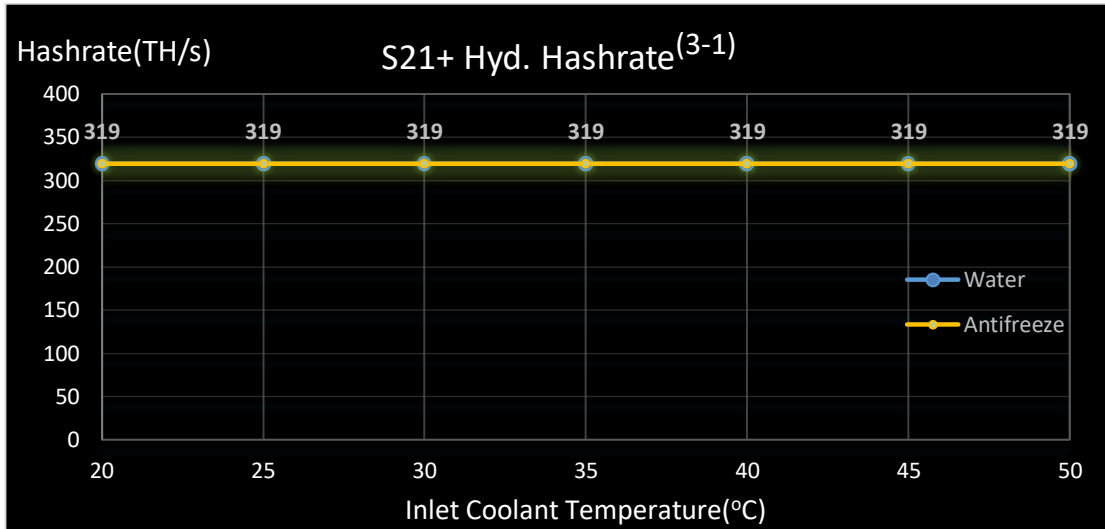
(1-2) Inlet coolant temperature.

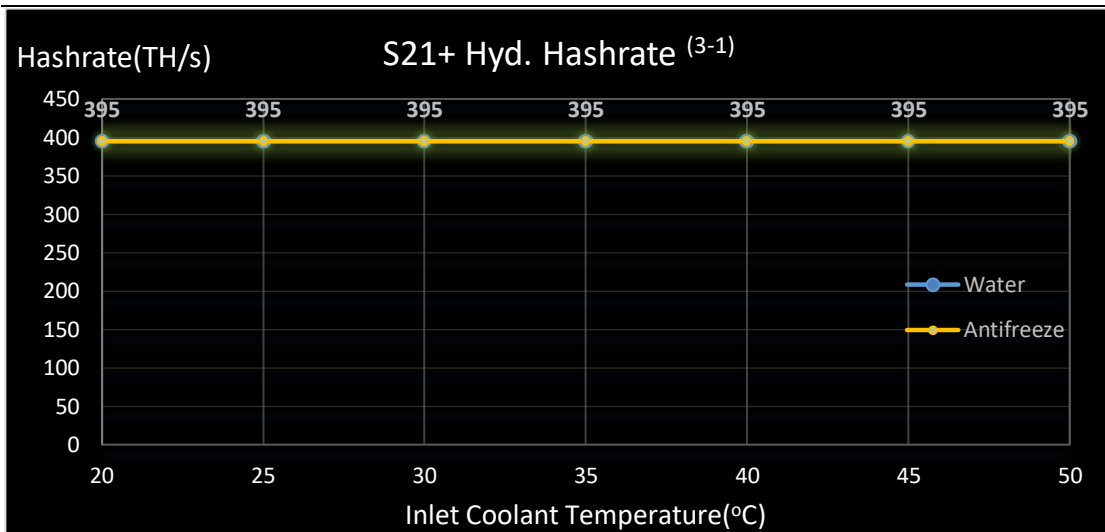
(2-1) Caution: Wrong input voltage may cause server damaged.

(2-2) For detailed working coolant use and maintenance instructions, please refer to "ANTSPACE HK3 Water Cooling Container & Dry-Wet Tower Product Manual", Chapter 9, Article 3, Point 6, "Maintenance of Coolant"!

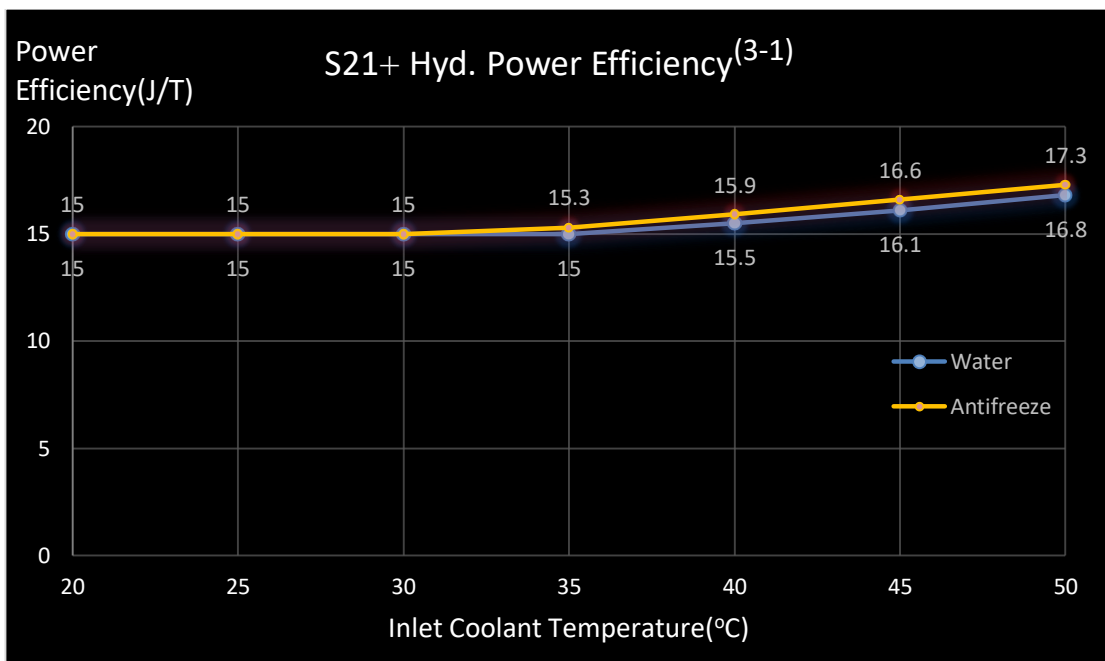
2. Performance Curve

(1) Hashrate vs. Inlet Coolant Temperature





(2) Power Efficiency vs. Inlet Coolant Temperature



(3-1) The hashrate value, and power efficiency on wall are all typical values. The actual hashrate value fluctuates by $\pm 3\%$, and the actual power efficiency on wall fluctuate by $\pm 5\%$.